
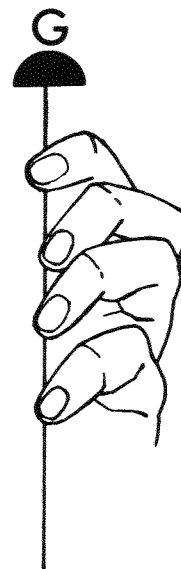


NOTES ON THE G STRING

21




G	A	B	C	D
0	1	2	3	4



DIRECTIONS:

1. Write the letter names.
2. Mark the $\frac{1}{2}$ steps. (\wedge)



Note Name G
Finger 0

A
1

G
0

C
3

